



PONY CLUB

VICTORIA

Inc AS00013413S | ABN: 64 320 020 091

Horse Trials Rules

Including

Combined Test Competition Rules

Effective 1st January 2019

Supersedes all previous editions

only rules in this edition are applicable

TABLE OF CONTENTS

SECTION A - GENERAL INFORMATION 4

A.1.	GENERAL RULES	4
A.2.	GRADING	4

SECTION B - GENERAL RULES FOR ORGANISERS 5

B.1.	SCHEDULES	5
B.2.	ENTRIES	5
B.3.	COURSE ACCREDITATION	5
B.4.	ZONE REPRESENTATIVE	6
B.5.	APPOINTMENT OF JUDGES AND OFFICIALS	6
B.6.	PROGRAMS	7
B.7.	DISCLAIMER OF LIABILITY	8
B.8.	RESERVATION OF RIGHT	8
B.9.	INSURANCE	8
B.10.	MOTOR CYCLE USAGE	8
B.11.	TRACTORS AND UNREGISTERED VEHICLES	8
B.12.	ORDERS	8
B.13.	QUERIES AND PROTESTS	8
B.14.	ORDER OF STARTING	8
B.15.	SCORERS AND SCORING	8
B.16.	RESULTS	9
B.17.	PRIZE GIVING	9
B.18.	RECORDING QUALIFICATIONS FOR STATE CHAMPIONSHIPS	9
B.19.	HORSE WELFARE - DESTRUCTION OF SEVERELY INJURED HORSE	9
B.20.	ELIMINATIONS – HORSE TRIALS	10

SECTION C - GENERAL RULES FOR COMPETITORS 12

C.1.	ELIGIBILITY	12
C.2.	DRESS	12
C.3.	SADDLERY & EQUIPMENT	12
C.4.	GEAR INSPECTION	12
C.5.	CONDUCT AT COMPETITIONS	12
C.6.	RIDING IN ARENAS	12
C.7.	ABUSE OF HORSES	12
C.8.	MEDICATION CONTROL OF HORSE AND RIDER	13
C.9.	TEST 1 – DRESSAGE	13
C.10.	TEST 2 – CROSS COUNTRY	13
C.11.	TEST 3 – SHOWJUMPING FOR HORSE TRIALS	25
C.12.	JUDGING DIAGRAMS FOR CROSS COUNTRY	30

SECTION D - HORSE TRIALS STATE CHAMPIONSHIPS RULES 33

D.1.	HISTORICAL INFORMATION	33
D.2.	TECHNICAL DELEGATE.....	33
D.3.	THE PONY CLUB HORSE TRIALS STATE CHAMPIONSHIPS	33
D.4.	AWARDS FOR THE STATE CHAMPIONSHIPS.....	34
D.5.	TROPHIES FOR THE STATE CHAMPIONSHIPS	34
D.6.	QUALIFYING & ENTRIES FOR THE STATE CHAMPIONSHIPS	34
D.7.	SUBSTITUTION.....	35
D.8.	JUDGES.....	35
D.9.	THE COMPETITION	36
D.10.	INSPECTION OF THE COURSES	36
D.11.	MODIFICATION OF THE COURSE	36
D.12.	ORDER OF STARTING.....	36
D.13.	VETERINARY INSPECTION.....	37
D.14.	JURY OF APPEAL	37
D.15.	DESTRUCTION OF SEVERELY INJURED HORSE.....	37
D.16.	QUERIES AND PROTESTS	37

SECTION E - COMBINED TEST COMPETITIONS **38**

E.1.	COMBINED TEST COMPETITIONS.....	38
E.2.	COMBINED TRAINING	39
E.3.	COMBINED SHORT COURSE	39
E.4.	SUPER CROSS	40
E.5.	DERBY	42
E.6.	TABLE OF PENALTIES FOR COMBINED SHORT COURSE & DERBY COMPETITIONS.....	42
E.7.	SPECIFICATION OF OBSTACLES – SHORT COURSE & DERBY	43
E.8.	COMBINATION OBSTACLES.....	43

SECTION F - INDEX **44**

Copyright

Copyright © 2010, Pony Club Association of Victoria Inc (Inc Reg No. A0013413S). All rights reserved. Zones and pony clubs affiliated with PCV have permission to reproduce all or part of this document to use when instructing PCV members or running competitions hosted by a zone or pony club. Reproduction by any other organisation or individual, and for any other purpose, is prohibited, unless PCV has given prior written approval and received the appropriate fee, if any.

SECTION A - GENERAL INFORMATION

A.1. GENERAL RULES

These rules apply to all PCV horse trials and combined test competitions and are to be used for competitions conducted by member clubs and zones, and are to be used in conjunction with PCV Handbook of By Laws, PCV Dressage Rules, PCV Gear Rules and Federation Equestre Internationale (FEI) Rules for showjumping. Pony Club Australia rules apply to official interstate competitions.

In any unforeseen or exceptional circumstances not covered by these rules, the jury of appeal will decide the matter in a sporting spirit and in accordance with the intention of these rules, after reference is made to Equestrian Australia (EA) horse trials rules, FEI Rules for 3DEs, and/or other relevant EA & FEI rule books. That decision shall be final.

If competitions for EA members are conducted in conjunction with pony club events, they must be conducted under EA rules.

All horse trials events consist of three separate tests: dressage, cross country and showjumping, the penalty points for which are cumulative. The three tests normally take place on the one day.

The dressage test must always be held first. The order of the cross country and showjumping is optional, but it must be clearly stated in the programme. The same combination of horse and rider must complete all three tests with the rider mounted. Elimination from one test involves elimination from the whole competition. An eliminated combination may take part in subsequent tests at the discretion of the organising committee. The programme must provide for competitors to have an interval of at least 30 minutes between completion of one test and the start of the next.

Entering a pony club horse trial constitutes acknowledgement that PCV rules apply and acceptance of these rules.

The competition provides the pony club member with a test requiring courage, concentration, determination and all round riding ability on the part of the rider and the careful and systematic training of the horse. The object is to encourage a higher standard of riding throughout the pony club and to stimulate among future generations, a greater interest in riding as a sport and recreation.

Probationary clubs are not permitted to conduct inter-club competitive events, but their members may compete in PCV club and zone events. Members of probationary clubs are eligible to compete in the state championships or zone qualifying competitions.

MEMBER – throughout this book the word “member” means a member who is under 26 years of age at June 30 in any year and who is financial with a pony club affiliated or on probation with the Pony Club Victoria.

Words importing the masculine gender only, include the feminine gender also.

A.2. GRADING

Pony Club Victoria uses a grading system based on the ability of the horse and rider as a combination. Refer to PCV Handbook of By Laws and PCV Grading Guidelines.

Un-graded combinations may not ride Hors Concours, refer to PCV Handbook of By Laws. The conduct of pre Grade 5 training (ungraded) classes cannot be run as a horse trials competition. Ungraded training may only be run at formal supervised training sessions/schools/clinics.

SECTION B - GENERAL RULES FOR ORGANISERS

B.1. SCHEDULES

- B.1.1. All schedules/promotional information and entry forms must be pre-approved by the Zone Representative before being released. Refer to PCV Handbook of By Laws for these details plus other requirements for organising committees.
- B.1.2. The organising committee should publish a schedule of the competition not less than six weeks before the event. Schedules should state:
 - a. Place and date of the event – with grades to be held.
 - b. Organiser's contact details including all phone numbers.
 - c. If Grade 1, 2 and 3 are subject to accreditation for State qualification being granted.
 - d. The dressage test for each Grade.
 - e. Date the XC closed prior to the event.
 - f. Closing date and conditions for entries.
 - g. Times at which cross country course will be open for inspection by competitors.
 - h. Brief instructions on how to reach the venue for the competition.
 - i. Administrative arrangements, such as stabling and accommodation, if required.
 - j. Disclaimer of liability (see B7.1)
 - k. Organiser's reservation of right (see B8)

B.2. ENTRIES

Refer PCV Handbook of By Laws re multiple horses.

- B.2.1. A combination, which is re-graded after entries close, must be transferred to the appropriate grade if the organising committee can accommodate the entry. If not, the combination may ride Hors Concours in the lower grade. Refer PCV Handbook of By Laws.

B.3. COURSE ACCREDITATION

- B.3.1. All pony club horse trials courses and combined jumping courses using Cross Country must be inspected and approved to ensure they are safe and within the dimensions laid down in the current rules. The organisers of any horse trials must notify the Zone Representative well in advance of the event. The Zone Representative will then arrange for a competent Course Accreditor to inspect the courses (dressage, cross country and showjumping). This inspection must be early enough before the event, to allow modifications to be made if necessary. The Course Accreditor is authorised to insist on alterations being made if, in his opinion, these courses are not in all respects, within the limits laid down in the rules, or are unsuitable for the respective grades.

- B.3.2. If by the day of the event the obstacles do not satisfy the requirements of the Course Accreditor and the Zone Representative they must not be used.
- B.3.3. After inspection of the Grade 1 & Grade 2 courses the Course Accreditor shall stipulate if they were of sufficient standard for a qualifying event for the state championships.
 - a. If the course is not accredited as a qualifying event for the state championships, all Grade 1 & Grade 2 competitors must be notified not later than the night before the event.
- B.3.4. The zone is responsible for the inspection of all pony club horse trials courses and combined jumping competitions using Cross Country to ensure they are safe and conform to these rules, and this inspection must be carried out by a zone appointed Course Accreditor.

B.4. ZONE REPRESENTATIVE

- B.4.1. A reference to the Zone Representative in these rules means the Zone Representative or a nominee of the Zone Representative who has the same responsibilities and authority.
- B.4.2. The Zone Representative must be present on the day of the competition to ensure it is conducted in accordance with the rules; to act as referee, and to give what help and guidance may be required. The Zone Representative is responsible for arranging the inspection and approval of the dressage arenas; cross country and showjumping courses before they are shown to the riders.
- B.4.3. The Zone Representative, after consultation with the organising committee of any pony club horse trials, shall have the sole authority to cancel all, or any part of the competition should weather conditions make any of the courses unsafe. There shall be no appeal against this decision.

B.5. APPOINTMENT OF JUDGES AND OFFICIALS

- B.5.1. All judges and officials shall be appointed by the organisers. The judges for each test are as follows:
 - a. Dressage
One judge is required for each section. Refer to *PCV Dressage Rules*.
 - b. Jump judges
Judges must be appointed for all obstacles on the cross country course, but one judge may take charge of more than one obstacle provided they are clearly visible to him, and he is in a position to maintain adequate control.
 - c. Showjumping
The judge must be familiar with FEI showjumping rules and the penalties for the showjumping phase of PCV horse trials.
 - d. Cross country
There must be a chief judge for the cross country. His duties are:
 - d.i To arrange briefing and supervision of the jump judges and timekeepers
 - d.ii To ensure the course is in order and that all officials are in their places before the start
 - d.iii To visit each fence periodically during the competition to ensure everything is proceeding satisfactorily

- d.iv To act immediately if an obstacle becomes dangerous, (See rule C.10.20).
- d.v To immediately eliminate the horse or rider if they are for any reason considered unfit to proceed in the cross country test
- d.vi To eliminate, in consultation with the jury of appeal, upon recommendation from the veterinary inspector
- d.vii To implement elimination recommended by an official, on the grounds of cruelty, unfitness, or any form of misconduct, which is contrary to the rules of the event.
- e. Jury of appeal
 - e.i The jury of appeal shall consist of an executive member of the organising committee, the chief judge of each section and the Zone Representative or his nominated representative. If any of these officials have a conflict of interest in any protest, they must absolve themselves from the jury.
 - e.ii The jury of appeal shall investigate thoroughly any protest properly lodged with the secretary and their decision shall be final.
 - e.iii The jury of appeal shall decide if elimination is required for a horse, which appears to be lame or unfit in any test. Veterinary advice may be sought. The chief judge and the jury of appeal shall have the authority to investigate any incident of cruelty, abuse of horse, misuse of whip or spurs and to reprimand or eliminate the offender. (See Rule C.10.2.)
- f. Veterinary
 - f.i If it is impossible to have a veterinary surgeon present during the cross country and showjumping tests, the minimum requirement is for an experienced horseman to be present, with ready access to a veterinary surgeon in the event of a serious accident. Contact details to be available at competition and activities.
- g. Gear Inspection - Refer to PCV Gear Rules.
- h. Medical/first aid - Refer to PCV Handbook of By Laws.

B.6. PROGRAMS

Refer to rule B.1 and PCV Handbook of By Laws.

- B.6.1. All programmes should include the following:
 - a. Statement that the horse trials are to be held under the current PCV rules
 - b. Timetable of grades and tests
 - c. List of entries with numbers allocated and score sheet (in the same form as the public scoreboard)
 - d. List of officials, including Zone Representative, secretary, jury of appeal.
 - e. Disclaimer of liability
 - f. Organising committee's reservation of right
 - g. Plan of cross country course
 - h. The following additional items may be included:
 - h.i Judges, veterinary and medical officers
 - h.ii Brief rules and system of scoring
 - h.iii The dressage test/s

- h.iv Rule on forbidden assistance
- h.v Request that dogs be kept on leads
- h.vi List of forthcoming events
- h.vii Advertisements
- i. Arena size for Grade 3 dressage.

B.7. DISCLAIMER OF LIABILITY

This disclaimer of liability must be printed on all entry forms, schedules and programmes.

“Neither the organising committee of this event nor the PCV accepts any responsibility whatsoever for any accident, damage, injury or illness to horses, riders, ground spectators or any other person or property.”

B.8. RESERVATION OF RIGHT

The organising committee reserves the right:

- To cancel any class or event
- To divide any class
- To alter the advertised times
- To refuse any entry, with or without stating the reason

This reservation must be printed on all schedules and programmes.

B.9. INSURANCE

Refer to PCV Handbook of By Laws and PCV Insurance policy.

B.10. MOTOR CYCLE USAGE

Refer to PCV Handbook of By Laws and PCV Insurance policy.

B.11. TRACTORS AND UNREGISTERED VEHICLES

Refer to PCV Handbook of By Laws.

B.12. ORDERS

Riders and owners of competing horses and their assistants must, under penalty of elimination, obey any order or direction given them by any responsible official. All persons on the grounds must be careful not to do anything liable to upset or hinder the progress of the competition.

B.13. QUERIES AND PROTESTS

Refer to PCV Handbook of By Laws.

B.14. ORDER OF STARTING

The order of starting will be drawn after entries have been received, but competitors with more than one horse to ride, and those with long distances to travel, may be seeded at the discretion of the organisers. The order of starting drawn up after the close of entries will be adhered to throughout the competition, unless the organising committee decides otherwise. Competitors must, under penalty of elimination, be prepared to start at the times shown on the time-table or as may be amended by the organising committee.

B.15. SCORERS AND SCORING

- B.15.1. The organisers shall appoint competent persons to carry out the scoring for the competition.
- B.15.2. **Scoring** - The total score is reached by adding together the penalty marks incurred in

each of the three tests. The winner is the competitor with the lowest total of penalty marks. In the case of an equality of points, refer to *PCV Handbook of By Laws*.

B.16. RESULTS

- B.16.1.** Scores announced while the competition is still in progress are subject to confirmation. The time of posting must be written on the scoresheet. **Any protest must be lodged with the OC within 30 minutes of the posting of the last interim score in the final phase of the section. After 30 minutes the scores and places are confirmed.**

B.17. PRIZE GIVING

Refer to *PCV Handbook of By Laws*.

B.18. RECORDING QUALIFICATIONS FOR STATE CHAMPIONSHIPS

All competitors completing a Grade 1 and/or Grade 2 qualifying course are responsible for ensuring the qualification is correctly recorded, including the name of the horse – on the membership card, which must be signed by the district commissioner of the organising club, or a zone official of the organising zone.

B.19. HORSE WELFARE - DESTRUCTION OF SEVERELY INJURED HORSE

PCV has adopted the Code of Conduct for the Welfare of the Horse developed by the FEI and adopted by Equestrian Australia – refer to *PCV By Laws*.

- B.19.1.** If a horse is so severely injured that on humanitarian grounds it ought to be destroyed, the following procedure will apply:
- a. If the owner or authorised representative is present, agreement will first be obtained by the official veterinary surgeon.
 - b. At state events, if the owner or authorised representative is not available, the PCV president, or nominated representative acting on the advice of the official veterinary surgeon, may order the destruction of the horse.
 - c. At club and zone events, if the owner or authorised representative is not available, the Zone Representative, or nominated representative acting on the advice of the official veterinary surgeon, may order the destruction of the horse.
 - d. Before taking this action, the nominated representative must satisfy themselves that every effort has been made to contact the owner.

B.20. ELIMINATIONS – HORSE TRIALS**B.20.1. GENERAL ELIMINATIONS / DISQUALIFICATIONS**

No	Rule	
1	A.2	Failure to be eligible as per Horse Trials, as a graded combination.
2	C.1.1.	Rider being under eight years of age.
3	C.1.1.	Horse being under four years of age.
4	C.2.	Failure to be in correct dress for each phase.
5	C.10.26	Jumping or attempting to jump any obstacle without headgear or with an unfastened retention harness (chinstrap)
6	C.4	Competing in any phase when using incorrect saddlery and/or equipment.
7	C.5.	Person other than the competitor lungeing/riding the horse once on the Event grounds with the exception of riders under the age of 14 years. These riders may have another competent person over the age of 14 lunge their horse in the designated lungeing area.
8	C.4.1	Failure to undergo a gear check before each phase of the competition.
9	C.5.	Failure to obey orders/directions of officials.
10	C.6.	Riding over, on or near any competition area and/or arena except when actually competing.
11	C.7.	Abuse of horse in all forms once on the competition grounds.
12	C.7.	Rapping in any form whether in public or not.
13	C.8	Doping of horse and/or rider taking stimulating or calming product in any shape or form.
14	C.5.	If the horse is so lame and the jury of appeal decides that the horse shall not continue, the competitor will be eliminated.
15	C.10.17.d	Fall of rider anywhere on venue resulting in unconsciousness or concussion Failure to submit a signed Fall of Rider release form after a minor fall of rider anywhere on the venue – refer PCV Handbook of By Laws 24.1.
Dressage –Refer to the Rules in PCV Dressage Rules		
16	C.9	Eliminations for Dressage Tests.
Showjumping		
17	C.11.5.	Schedule of Penalties Third disobedience in the whole Test First fall of horse and or rider Omission of an obstacle or boundary flag Exceeding the time limit
Refer to FEI Rule Book		
18		Article 240 – Eliminations for Showjumping competitions.

B.20.2. **CROSS COUNTRY**

No	Item	
1	C.10.16	Eliminations as per schedule of penalties for cross country.
2	C.10.20.a	Competitor in difficulty at an obstacle.
3	C.10.21.c	Wilful obstruction of an overtaking competitor.
4	C.10.21.c	Failure to follow the instructions of an official, thus causing danger to another competitor.
5	C.10.23	Receiving outside assistance, whether solicited or not.
6	C.10.26	Disqualifications.
7	C.10.30.b	Failure to attend the compulsory veterinary inspection within the prescribed time limits.
8	C.10.30.d	The horse fails to pass a second Veterinary Inspection.
9	C.10.17.d	First fall of horse and/or rider anywhere on course.
Refer to EA Rule Book for Horse Trials		
		More Eliminations – there are: <ul style="list-style-type: none"> • Reasons listed in the PCV Dressage Rules • Reasons listed in the EA Showjumping Rule Book • Reasons listed in the EA Horse Trials/ODE Rule Book

SECTION C - GENERAL RULES FOR COMPETITORS

C.1. ELIGIBILITY

- C.1.1. Riders and horses - Refer to PCV Handbook of By Laws.
 - a. Horses may compete in up to TWO Combined Training competitions per day if ridden by more than one rider. A horse may only compete in ONE Horse Trials, ONE Combined Short Course, Super Cross or Derby per day as per Horse Trials Rules.
 - b. PCV riders must have successfully completed without elimination 2 x Grade 1 HT courses (one may be an EA CCN1*-S or higher competition) with clear XC jumping penalties before entering a Pony Club class at PCV110 heights.

C.2. DRESS

- C.2.1. Uniform - Refer to PCV Gear Rules.

C.3. SADDLERY & EQUIPMENT

- C.3.1. Refer to PCV Gear Rules.

C.4. GEAR INSPECTION

- C.4.1. All competitors must present for gear inspection, under penalty of elimination. Refer to PCV Gear Rules.

C.5. CONDUCT AT COMPETITIONS

- C.5.1. Refer to PCV Handbook of By Laws.

C.6. RIDING IN ARENAS

- C.6.1. Competitors may not, under penalty of elimination, ride on, over or near any part of the cross country course, nor enter the dressage or showjumping arenas except when actually competing.

C.7. ABUSE OF HORSES

Refer the PCV Handbook of By Laws.

- C.7.1. All forms of cruel, inhumane or abusive treatment of horses are strictly forbidden. Such acts include:
 - a. Rapping
 - b. Riding an exhausted horse
 - c. Excessive pressing of a tired horse
 - d. Riding an obviously lame horse
 - e. Excessive use of whip/bit or spurs
 - f. Dangerous riding
 - g. Riding in an unsafe way or losing control of the horse
 - h. Series of dangerous jumps
- C.7.2. If, in the opinion of the appropriate official(s), a horse is being ill-treated (including all behaviour defined in this rule), the combination will be eliminated from the relevant part of the activity (including rallies and competition) or disqualified from any further participation in the activity.

- C.7.3. **Excessive use of whip:** Excessive and/or misuse of the whip may be considered abuse of the Horse and will be reviewed case by case by the Ground Jury according to the following principles:
- The whip is not to be used to vent an athlete's temper.
 - The whip is not to be used after elimination.
 - The whip is not to be used after a horse has jumped the last fence on a course.
 - The whip is not to be used overhand (i.e. whip in right hand being used on left flank)
 - The whip is not to be used on a horse's head.
 - The whip is not to be used more than three times for any one incident.
 - If a Horse's skin is broken with the whip the use is always excessive.
- C.7.4. **Excessive use of spurs:** Spurs must not be used to reprimand a horse. Such use is always excessive, as is any use that results in a horse being marked by a spur.
- C.7.5. **Excessive use of bit:** The bit must never be used to reprimand a horse. Any such use is excessive.
- C.7.6. **Illegal use of reins or objects:** Whipping a horse with the reins or any object, other than a whip, is forbidden.
- C.7.7. **Rapping:** Any form of rapping is strictly forbidden, under penalty of elimination, whether done by hand or by some means of a pulley, at any time in any place, whether in view of the public or not.
The term "rapping" includes all the artificial techniques to induce the horse to jump higher or more carefully in competition. It is not practical to list every possible means of rapping. In general it consists of the competitor and/or dismounted assistants, for whose behaviour the competitor is responsible, either hitting the horse's legs manually with something (no matter what or by whom) or deliberately causing the horse to hit something itself, whether by building fences too large and/or too wide, setting false ground lines, placing trotting poles of a combination at a false distance, intentionally pulling or pushing the horse into a fence or otherwise making it difficult or impossible for the horse to negotiate the practice obstacle without hitting it.

C.8. MEDICATION CONTROL OF HORSE AND RIDER

Refer to the Handbook of By Laws.

C.9. TEST 1 – DRESSAGE

- C.9.1. Dressage arenas – Refer to *PCV Rules for Dressage* for specifications.
- C.9.2. Refer to the *PCV Dressage Rules* for general competition and *PCV Gear Rules* for gear and whip and martingale rulings.

C.10. TEST 2 – CROSS COUNTRY

- C.10.1. **Distance of courses** - The organisers must ensure that all courses are measured accurately.
- C.10.2. **Time for courses** – The time allowed for each course is designated according to the specified speed for the respective grades.

- a. If prevailing conditions such as wet weather or the nature of the terrain make it extremely difficult or impossible for competitors to complete the course/s in the time allowed, the times should be extended. (See rule C.10.19.)

C.10.3. Table for Cross Country Heights, Spreads, Efforts & Speeds

HORSE TRIALS & SUPERCROSS	Grade 6	Grade 5	Grade 4	Grade 3	Grade 2	Grade 1	PCV 110
NOTE: These are MAXIMUM dimensions. There is no compulsion for all fences to be at the maximum height or spread.							
Fixed	0.35m	0.50m	0.65m	0.80m	0.95m	1.05m	1.10m
Brush *see note below	Nil	Nil	0.80m	0.95m	1.15m	1.25m	1.30m
Top Spread	0.35m	0.50m	0.65m	0.80m	1.00m	1.20m	1.40m
Base Spread	0.35m	0.65m	0.80m	1.20m	1.50m	1.80m	2.10m
Spread Without Height	Nil	0.65m	0.95m	1.40m	2.00m	2.40m	2.80m
Drop – Maximum	Nil	0.50m	0.70m	1.00m	1.20m	1.40m	1.60m
Water depth- entry to exit	Nil	Nil	0.30m	0.30m	0.30m	0.30m	0.30m
Height of obstacle into water	Nil	Nil	Nil	0.50m	0.65m	0.80m	1.10m
Minimum width of water crossing (See Rule C.10.6.c.)	Nil	Nil	6.00m	6.00m	6.00m	6.00m	6.00m
Speed (metres per minute)	200	275	320	360	420	480	480
Distance	750-1200m	1000 - 1600m	1200-2000m	1600-2400m	2000-2800m	2000-3000m	2000-3000m
Number of EFFORTS	Max 10, incl 1 AB, no bounces.	Min 14- Max 18	Min 14- Max 18	Min 15- Max 25	Min 18- Max 25	Min 20- Max 25	Min 20- Max 30
Grading Guidelines: Grade 6 a true beginner, able to ride independently.							
Brush fences must be regularly maintained and allow horses to pass readily through the brush and not present a 'solid' element to the fence. The material used must be such that the risk of injury to horses is as small as possible. Thick stems and sharp ends after trimming/cutting must be avoided. It is recommended that the back of the brush box be 5cms lower than the front							

- a. Any roof or other fixed and solid barrier over an obstacle must not be less than 3.50m above ground level.
- b. There is no tolerance for Cross Country fences to exceed the dimensions laid down in the table above. However, for fences such as a scalloped brush or similar it is not required that the whole face of the fence is within the prescribed dimensions. For these fences 1.5 – 2metres of the face of the fence MUST be within the prescribed height.

- c. The distance between the last obstacles and the finish shall not exceed 50 metres.
- d. Cross Country Practice Obstacles

The organising Committee must provide a practice warm-up area near the start of the Cross Country with at least two fixed obstacles and/or knockdown obstacles, of which dimensions may not exceed those of the cross-country phase and which must be marked with red and white flags. These are the only practice obstacles which may be jumped.'

C.10.4. Construction

- a. Safety is most important in all fence construction. Steel posts must not be used, ends of the tie wire must be concealed and there should be no loose wire, string or rails, etc. in or close to obstacles. It is strongly recommended that rope lashings be used for the construction of the obstacles.
- b. Post and rails must be as heavy as possible to encourage horses to jump well. Minimum size for rails 12 – 15cm (5 – 6”) and thicker rails are preferable. Earth filling requires many months to consolidate and it must be in position well before the date of the event to allow this to happen.
- c. Wire fencing adjacent to obstacles must be protected – e.g. with rails or bags. Obstacles should be built as wide as possible and be flagged to allow maximum width.
- d. Cross country obstacles at which a horse, in falling, is likely to be trapped or to injure itself, must be built in such a way that part of the obstacle can be quickly dismantled and can be quickly re-built exactly as before. Such a construction must not in any way detract from the solidity of the obstacle.
- e. Portable fences must be secured to the ground in a way that they have no possibility to move if hit by a horse. Care must be taken that pegs are covered so they do not injure horse or rider in the case of a fall.

C.10.5. Definition of obstacles

- a. An obstacle must be marked by a red and white boundary flag and be numbered. All significant jumping efforts that the horse is expected to attempt to negotiate, must be defined as an obstacle or an element and be flagged, numbered and/or lettered accordingly.
- b. Black flag options – Options or alternative obstacles can be flagged separately and must be identified by the same number/letter as the direct route. In this case both sets of flags must be marked with a black line. Such “black flag” alternatives are to be judged as separate obstacles or elements, only one of which has to be jumped.

C.10.6. Nature of obstacles

- a. Obstacles
 - a.i The obstacles must be fixed, imposing in shape and appearance and left as far as possible, in their natural state. When natural obstacles are used they should, if necessary, be reinforced so they remain in the same state throughout the competition.
 - a.ii Artificial obstacles must not be designed or intended to give unpleasant or unfair surprise to competitors. Un-natural obstacles not normally found on a cross country ride should not be used in the course. If

advertising signs are used, they must be placed on the landing side of the obstacles.

- b. Drop jumps
 - b.i The obstacles should be solid and completely filled. The drop, measured from the highest part of the obstacle to the spot where the average horse would normally land, must not exceed the dimensions set down for each grade. (See rule C.10.3.) The number of obstacles in the course with a drop landing should not be excessive.
- c. Water jumps
 - c.i Where the horse is compelled to jump an obstacle into or out of water (ford, lake, or wide river), the depth of the water must be uniform throughout and shallow. The bottom must be firm and unyielding. No jump, whether flagged or not, shall be constructed in such a way that it requires the horse to jump from water to water.
 - c.ii The maximum depth of water must not exceed 30cm. If there is a jump into and a jump directly out of water, the width of a water crossing between entry and exit must be at least nine (9) metres to discourage a bold horse from attempting to jump over it. For other water jumps with either a jump in or a jump out the width of the water crossing between entry and exit must be at least 6 metres.
 - c.iii Grades 1 and 2 may jump an obstacle into and/or out of water. Grade 3 may jump an obstacle into water but not jump an obstacle out. Grade 4 must be able to walk into any water. They must not be required to jump an obstacle to get out of water. Water must not be used as an obstacle for Grade 5 or Grade 6.
- d. Double, treble or multiple obstacles
 - d.i If two or more obstacles, although sited close together, are designed as separate problems, each will be numbered and judged independently. A competitor must not, under penalty of elimination, re-take any obstacle, which he has already jumped.
 - d.ii If an obstacle is formed of several elements such as banks or steps, a normal or angled combination and is designed as one complete test, the first element will be flagged, numbered and marked with a letter, and subsequent elements will be flagged and marked with a letter (B, C etc.), and will be judged as one obstacle. A competitor may refuse only twice in all without incurring elimination. Any circle between elements is penalised as for a refusal, but if a competitor refuses at any element he may re-take the complete obstacle.
 - d.iii For information on the minimum and maximum number of jumping efforts permitted for each grade/course, (See rule C.10.3.)
 - d.iv Where there is any doubt as to the correct interpretation of the rules in judging a multiple obstacle, the chief judge will instruct the Jump Judge with a rough sketch if necessary, and all competitors must be informed.
 - d.v All obstacles should be placed in such a position that gives the rider free access to return to his original line of approach without requiring a further jumping effort after a run-out or refusal.

C.10.7. Dimensions of obstacles

- a. No obstacle shall exceed the maximum height and spread for each grade. (See rule C.10.3.) The height of all obstacles is measured from the point where the average horse would take off. In the case of an obstacle where the height cannot be clearly defined (natural hedge or brush fence) the measurement is taken to the fixed and solid part of the obstacle, through which a horse cannot pass with impunity.
- b. A low rail or hedge, which facilitates jumping, is permitted in front, but must be included in the measurement of the spread. Obstacles with both height and spread must not exceed the dimensions for each grade, (See rule C.10.3.)

C.10.8. Marking the course

- a. Red and white boundary flags are used to mark the start and finish and compulsory sections of the course; to define obstacles and to indicate compulsory changes of direction. They are placed in such a way that a rider must leave a red flag on his right and a white flag on his left. Such flags must be respected, under penalty of elimination, wherever they may occur on the course and must be passed mounted.
- b. Direction markers or signs are normally yellow in colour and are intended merely to show the general direction to be taken and to help the rider find his way. Passing close to them is not obligatory.
- c. Every obstacle must be defined with an appropriate grade (colour and/or shape), and be marked with the obstacle number for that grade on the obstacle. Rails and flags, which will be moved for later grades, must be marked and indicated on the master plan and on the obstacle.

C.10.9. Coloured indicators

- a. If coloured indicators are used to mark the obstacles for the different grades, it is suggested that Pale blue be used for Grade 1, Green for Grade 2, Yellow for Grade 3, Pink for Grade 4, White for Grade 5, Purple for Grade 6 and Orange for PCV110; while all numbers on the indicators are to be black.

C.10.10. Position of markers

- a. Boundary flags and direction markers will be large and placed in a conspicuous position well above the height of the obstacle. All obstacles, boundary flags, direction markers and grade indicators which have to be observed by competitors, must be exactly in position by the time the course is open for inspection by the competitors. Any variation in the course for the different grades must be clearly marked.
- b. Before the commencement of each grade, the boundary flags must be repositioned where necessary, so they exactly define the course for the grade concerned.

C.10.11. Outline of obstacles

- a. The outline of the obstacles will not be published in advance of the event.

C.10.12. Closure of cross country course

- a. The cross country course must be closed for at least two (2) weeks prior to the event or for a longer period at the discretion of the host club. This must be clearly defined on the schedule.

C.10.13. Access to the course

- a. The course must be open for inspection by the competitors as early as possible on the day of the competition and, if possible on the day preceding the cross country phase.
- b. Competitors may inspect the course on foot only.
- c. Competitors must NOT climb on, over or under any fence. They may not dismantle or alter any fence or part of under fence under penalty of elimination.
- d. Competitors may walk into water to test the depth.

C.10.14. Plan of the course

- a. A plan of the course must be displayed by the time the course is open for inspection by the competitors. The plan must include:
 - a.i The course to be followed and its length, with the Time allowed and the time limit.
 - a.ii The numbering of the obstacles.
 - a.iii Any compulsory turning points.
 - a.iv Gear check area; start and finish; veterinary check areas.
 - a.v All alterations to be made between each grade.
- b. Where more than one course is being used on the day, these conditions must apply to each individual course.

C.10.15. Faults at obstacles

- a. Faults (refusal, run-out, circling) will be penalised only if in the opinion of the judge concerned, they are connected with the negotiation or attempted negotiation of one of the numbered obstacles. Re-taking part of a multiple obstacle after a refusal is not penalised as error of course or by elimination.

C.10.16. Penalties for Cross Country Phase

- a. The faults at an obstacle are penalised according to the following scale and are cumulative.

Fault	Penalty
First refusal, run-out, circle of horse at obstacle	20 penalties
Second refusal, run-out, circle of horse at same obstacle	40 penalties
Third refusal, run-out, circle of horse at same obstacle	Elimination
Fourth refusal, run-out or circle on course	Elimination
First fall of horse anywhere on the cross country course	Elimination
First fall of rider anywhere on the cross country course	Elimination
Error of course not rectified	Elimination
Omission of obstacle or compulsory flag	Elimination
Re-taking an obstacle already jumped	Elimination
Jumping an obstacle in wrong order	Elimination
Jumping an obstacle in wrong direction, including any practice jump	Elimination
Forbidden assistance	Elimination
For every commenced period of three (3) second in excess of the Time Allowed	1 penalty
Exceeding the Time Limit (twice the Time Allowed)	Elimination
Dangerous Riding	25 penalties

- b. Dangerous riding

Penalties will be determined by the jury of appeal in accordance with the general regulations; in addition to or instead of the penalties prescribed by the general regulations (warning, fine, disqualification etc) the jury of appeal may penalise the competitor with 25 penalties.

b.i Definition

Any Athlete who, at any time during the Competition deliberately or unintentionally by incompetence is exposing himself, his Horse or any third party to a higher risk than what is strictly inherent to the nature of the Competition will be considered to have acted dangerously and will be penalised accordingly to the severity of the infringement.

Such acts may include without limitation any of the following:

- Riding out of control. (Horse clearly not responding to the Athlete's restraining or driving aids).
- Riding fences too fast or too slow.
- Repeatedly standing off fences too far (pushing the Horse to the foot of the fence, firing the Horse to the fence).
- Repeatedly being ahead or behind the Horse movement when jumping.

- Series of dangerous jumps.
 - Severe lack of responsiveness from the Horse or the Athlete.
 - Continuing after four clear refusals, 3 refusals at the same jump or a fall.
 - Endangering the public in any way (e.g. jumping out of the roped track).
 - Jumping obstacles not part of the course.
 - Wilful obstruction of an overtaking Athlete and/or not following the instructions of the Officials causing danger to another Athlete.
- b.ii Any individual member of the Ground Jury and the Technical Delegate have the right and the duty to monitor possible cases of dangerous riding and, if appropriate and practical, to stop and eliminate an Athlete on the cross country course for dangerous riding.
- b.iii If not directly witnessed by the Ground Jury, the incident must be reported as soon as possible to the Ground Jury who will decide if and how to penalise the Athlete.
- b.iv Riders who repeatedly fail to comply with this rule can be penalised at the discretion of their Zone Rep by not being allowed to enter future competitions for a period of three months from the date that the Zone Rep advises the rider that this penalty has been imposed. The rider will hand up their Grading card to the zone rep for the period of the penalty. However the rider can attend their club rallies as normal and obtain a rally attendance.

C.10.17. Definitions of faults

The following faults at obstacles (refusals, run-outs, circles or falls) will be penalised unless in the opinion of the responsible official they are clearly not connected with the negotiation or attempted negotiation of a numbered obstacle or element.

- a. Refusal
- a.i At obstacles or elements with height (exceeding 30cm), a horse is considered to have refused if it stops in front of the obstacle to be jumped.
 - a.ii At all other obstacles (i.e. 30cm or less in height), a stop followed immediately by a standing jump is not however penalised, but if the halt is sustained or in any way prolonged, this constitutes a refusal. The horse may step sideways but if it steps back this is a refusal.
 - a.iii After a refusal, if a competitor redoubles or changes his efforts without success, or if the horse is represented at the obstacle after stepping back and stops or steps back again, this is a second refusal; and so on.
- b. Run-out
- b.i A horse is considered to have run-out if having been presented at an element or obstacle on the course, it avoids it in such a way that the head and the neck of the horse and the head of the rider when mounted fail to pass between the extremities of the element or obstacle as it is flagged.
 - b.ii A competitor will also be penalised 20 penalties if the horse disobediently avoids that part of the obstacle at which it has been presented, but succeeds in jumping the obstacle at some other part, between the flags. However, a rider is permitted to change his mind as to where he jumps an obstacle or any element, at any time, without

penalty, including as a result of a mistake at a previous obstacle, or element.

c. Circle

- c.i A horse is considered to have circled if, having been presented at an obstacle, it crosses the track that it created before it jumped the obstacle or before it jumped the last element of a multiple obstacle.
- c.ii After being penalised for a refusal, run-out or circle, a competitor is permitted to cross his original track without penalty in order to make another attempt and may also circle one or more times without penalty, until he again presents his horse at the obstacle.
- c.iii At separately numbered obstacles, a competitor may circle between or around them without penalty provided he has not re-presented his horse at the second or subsequent obstacles.
- c.iv At an obstacle composed of several elements (A, B, C, etc...) a horse will be penalized if it passes around any element or circles between elements at any time between first being presented at the obstacle and finally completing the last element. See rule C.10.5.b. However, at an obstacle where any of the elements is black flagged, passing around the last element will not be penalised. See C.12. for judging diagram
- c.v A circle will always be penalised when it occurs between the elements of a multiple obstacle.

d. Falls

- d.i Fall of competitor and/or horse anywhere on the cross country course is Elimination
- d.ii A competitor is considered to have fallen when he is separated from his horse in such a way as to necessitate remounting or vaulting into the saddle. Other than as a result of a fall, riders may dismount without incurring a fault other than the time penalties incurred.
- d.iii A horse is considered to have fallen when at the same time both its shoulder and quarters have touched either the ground or the obstacle and the ground, or when it is trapped in a fence in such a way that it is unable to proceed without assistance or is liable to injure itself.

e. Dismounting

- e.i Riders must be mounted to pass all red and white boundary flags, including jumps and the start and finish line.
- e.ii Dismounting as a result of attempting an obstacle, whether voluntary or not, is penalised as a fall
- e.iii Elsewhere on the course riders may dismount without incurring a fault other than possible penalties for exceeding the optimum time.

C.10.18. Error of course

- a. Obstacles must be jumped in numerical order. Jumping an obstacle out of correct order or missing an obstacle, incurs elimination. Error of course rectified is not penalised unless faults as defined herein are incurred in the process.
- b. There is no penalty for knocking down a flag.
- c. However, if in the opinion of the jump judge, the horse passes on the wrong side of the red or white flag, the competitor shall be penalised for a run-out and must re-take the obstacle. Competitors may ask if they have to re-take the fence and the fence judge is obliged to tell them. This is not considered forbidden assistance.

C.10.19. Modification of the course

- a. After the course is open for inspection by competitors no alteration may be made, except when exceptional circumstances (such as heavy rain) make one or more obstacle unfair or dangerous. In such circumstances the Zone Representative or his nominated representative is authorised, after consultation with the chief judge, to reduce the severity of, or to by-pass such obstacles.
- b. In such a case, the chief cross country judge and every competitor must be officially and personally informed of the proposed alteration before the start of the test. An official may have to be stationed at the place where an alteration has been made, in order to warn the competitors. If it is necessary in the interests of safety to order an obstacle to be by-passed during the competition, all jumping faults previously incurred at that obstacle shall be cancelled with the exception of elimination. A competitor who has been eliminated shall NOT be reinstated in the competition. Once taken out the obstacle shall NOT be re-introduced. The chief judge will decide what arbitrary adjustment shall be made to competitor's times.

C.10.20. Competitor in difficulty at an obstacle

- a. Any competitor in difficulty before an obstacle and about to be overtaken by a following competitor must quickly clear the way. Wilful obstruction of an overtaking competitor is penalised by elimination. A competitor eliminated for any reason must leave the obstacle at once.
- b. If in attempting to negotiate an obstacle, a horse is trapped in an obstacle in such a way that it is unable to proceed without assistance or is liable to injure itself, the competitor will be instructed to dismount and will be eliminated.
- c. If an obstacle is completely obstructed by a competitor in difficulty, or if an obstacle has been dismantled to release a fallen horse or has been broken and not yet re-built, subsequent competitors must be halted.
- d. The judge in charge of the obstacle must record the time at which each competitor was stopped and the time at which he was allowed to continue the course from the same spot, but with a flying start. The record on these times will be passed to the official time-keepers.

C.10.21. Overtaking on the cross country course

- a. Any competitor who is about to be overtaken by a following competitor must quickly clear the way. Any competitor overtaking another competitor may do so only at a safe and suitable place.
- b. When the leading competitor is before an obstacle and about to be overtaken, he must follow the direction of the officials. When the leading competitor is committed to jumping an obstacle, a following competitor may jump that obstacle only in such a way that will cause no inconvenience or danger to either.
- c. The penalty for wilful obstruction of an overtaking competitor, failure to follow the instructions of the officials or causing danger to another competitor is elimination at the discretion of the jury of appeal.

C.10.22. Destruction of severely injured horses

- a. If a horse is so severely injured that on humanitarian grounds it ought to be destroyed, the following procedure will apply:
- b. If the owner or his authorised representative is present, his agreement will first be obtained from the official veterinary surgeon. If the owner or his authorised representative is not available the Zone Representative or his nominated representative, acting on the advice of the official veterinary surgeon, may order the destruction of a horse. Before taking this action, the Zone Representative or his nominated representative must satisfy himself that every effort has been made to contact the owner. (Also see B19)

C.10.23. Forbidden assistance

- a. Outside assistance is forbidden under penalty of elimination. Any intervention by a third party, whether solicited or not, with the object of facilitating the task of the competitor or of helping the horse is considered forbidden assistance.
- b. In particular, the following are forbidden:
 - b.i To intentionally join another competitor and continue the course in company with him.
 - b.ii To be followed, preceded or accompanied, on any part of the course by any vehicle, bicycle, pedestrian or horseman not in the competition.
 - b.iii To post friends at certain points to call directions or make signals in passing.
 - b.iv To have someone at an obstacle to encourage the horse by any means whatsoever.
 - b.v To cut wire fences, to dismantle a part of an enclosure so as to clear a way or cut down trees.
- c. It is forbidden for a jump judge, official or others present on the course to call back or assist a competitor by direction to rectify an error of course.
 - c.i Exceptions:
 - If a competitor dismounts, he may be assisted to catch his horse, to adjust his saddlery, to re-mount, or be handed any part of his equipment, while he is dismounted or after he has re-mounted.
 - A whip and/or spectacles may be handed to a competitor without his dismounting.
 - It is permitted to assist the competitor at the start of the cross country.

- A competitor who has knocked down a flag may ask if the fence must be re-taken. The fence judge must answer this question.

C.10.24. Elimination and retiring

- a. A competitor eliminated or retiring for any reason must leave the course at once and has no right to continue. A competitor must walk his horse off the course either mounted or dismounted.
- b. Competitors eliminated or retired may compete in the showjumping phase if time permits at the discretion of the organising committee, provided the horse has passed a vet check.

C.10.25. Examination after a fall

- a. A rider who has a fall from their horse anywhere on the venue during any part of the competition or while warming up must have their Medical Fitness assessed under the rules outlined in the PCV Handbook of By Laws 24.1 before taking any further part in the competition.

C.10.26. Disqualifications

- a. The Jury of appeal or the chief judge may disqualify a competitor at any stage of the competition, for the following reasons:
 - a.i Riding in a manner considered dangerous to self or others.
 - a.ii If, in their opinion the horse is lame, sick, exhausted or dangerously out of control, and/or by the direction of the veterinary surgeon
 - a.iii Misuse of whip or spurs, or ill treatment of the horse
 - a.iv Has suffered from unconsciousness or concussion see C.10.25
 - a.v Conduct unbecoming to pony club members (bad language, bad sportsmanship etc)
 - a.vi Jumping or attempting to jump any obstacles, including any practice jump while not wearing an approved helmet or with an unfastened chinstrap.

C.10.27. Method of starting

- a. The starting and finishing lines shall be marked by red and white flags and with the appropriate sign.
- b. The starter will give reasonable warning to each competitor then count down the last five seconds to the starting signal, and may use a flag for starting.
- c. The horse does not have to stand absolutely immobile but the competitor must not get any advantage from a flying start and must not cross the starting line before the signal is given.
- d. In order to simplify the task of the starter for the cross country, an enclosure 5 by 5 metres may be built with an entrance one side. The competitor must start from within this enclosure, and provided he does not cross the starting line before the signal is given, he is at liberty to move around the enclosure as he pleases. An attendant may lead the horse into the enclosure and may hold the horse until the signal to start is given. Arrangements should be made to ensure a competitor is not eliminated through the uncontrollable action of his horse.
- e. False start. If a competitor starts early, his time will be recorded from the moment he crossed the start line and five (5) seconds will be added as a penalty.

- f. The minimum starting time between competitors in the cross country shall be no less than 60 seconds.

C.10.28. Timekeeping

- a. Time is counted from the signal to start until the instant the horse's nose passes the finishing post.
- b. Time is counted in whole seconds, fractions being taken to the next second above: e.g. 30–1/5 seconds is recorded as 31 seconds.
- c. Periods during which a competitor has been held up by a jump judge or official will be deducted from the above time to give the correct time for completing the course.

C.10.29. Scoring

- a. The penalties incurred for faults at the obstacles and for exceeding the Time Allowed are added together to give the competitor's score for the cross country phase.

C.10.30. Compulsory veterinary Inspection

- a. The main aim of the inspection is to ensure that pony club members learn the qualities of good horsemanship and do not ask their horses to extend beyond the capacity of their fitness. This stresses the importance of extensive preparation and training for the horse before the event. It is a stimulus to the members to give sufficient preparation to their horses.
- b. All competitors must proceed to the veterinary inspector immediately after the completion of the cross country, under penalty of elimination.
- c. A Veterinary inspection determines whether a horse is fit to continue the event, or whether at any stage of the competition it should be eliminated for injury, lameness, exhaustion or other health reasons. A detailed examination of the horse is not necessary and cannot be made because of the limited time available. It is adequate for each horse to have a general examination for signs of distress or fatigue and if necessary, for recovery.
- d. If a horse is seriously distressed and elimination is considered, a more detailed examination is required 30 minutes later. The official inspecting the horses has the power to recommend to the chief judge of the cross country that a horse which has not recovered after 30 minutes should be eliminated.
- e. A steward appointed to assist the official making the inspection ensures that distressed horses are represented at the specified time.
- f. There is no appeal against veterinary decisions. The examination at zone and club events should preferably be conducted by a veterinarian or a person very experienced with the fitness of horses. At the state championships a qualified veterinary surgeon is required to make the inspection.
- g. Vet contact details must be available at all activities and competitions.

C.11. TEST 3 – SHOWJUMPING FOR HORSE TRIALS

C.11.1. Rules

- a. The showjumping test consists of one round of the course judged under the rules of the FEI, Table A, except where modified herein. There is no jump off.

C.11.2. Course

- a. A rectangular area is recommended for the course. The course will be simple and straightforward, with easy intervals between the obstacles and it will be laid out over a distance as per the table C.11.4
- b. Arenas must be fully enclosed, including a gate. Rope or bunting may be used.
- c. Red and white boundary flags must mark the start and finish but they need not be used to mark the extremities of the obstacles, provided these are clearly defined. Practice jumps must be correctly flagged with a red flag on the right and a white flag on the left, indicating the direction in which they must be jumped.
- d. The plan of the course, showing the time allowed, must be posted up not less than one hour before the showjumping commences. The course will be available for inspection at least half an hour before the start of the test.
- e. A break of ten minutes minimum at the end of each section should be allowed for competitors to walk the course.
- f. Approved uniform should be worn by competitors when walking the course, Helmet not required. Riders may only inspect the course on foot, when told the course is ready for inspection, having been approved by the Judge.
- g. Riders must not climb over or in any way dismantle any fence or part of any fence under the penalty of elimination.

C.11.3. Rider Requirements

- a. Competitors are required to present to the Judge upon entering the arena unless instructed otherwise.
- b. Competitor should wear approved uniform to walk the course.
- c. Competitors who are eliminated for 3 refusals MAY jump an obstacle already successfully jumped.
- d. Competitors should enter and leave the Showjumping arena/ring at a walk or trot.

C.11.4. Efforts/Obstacles

- a. There will be 9 to 12 efforts, at least four of which shall be spreads, as solid and imposing in appearance as available materials allow. At least one combination shall be included, but a treble is allowed only for Grade 1. The dimensions of the efforts and speeds for the various grades are shown in Table C.11.5
- b. The efforts must be inviting in their overall shape and appearance, varied and match their surroundings. Both the efforts themselves and their constituent parts must be such that they can be knocked down, while not being so light that they fall at the slightest touch or so heavy that they may cause horse to fall or be injured.
The obstacles must not be unsporting and they must not cause an unpleasant surprise.
- c. Poles and other parts of the obstacle are held up by supports (cups). The pole must be able to roll on its support; in this case the support must have a depth of 18mm minimum and 30mm maximum. However,
 - c.i One end of the pole may touch the ground
 - c.ii FEI approved Breakaway or Safety cups must be used as a support for the back rail on a spread obstacle for all competitions including warm up

- area for Grade 1, 2 and 3 competitions
- c.iii Water obstacles/tarpaulins on the ground must not be used for Grade 4, 5 and 6.
 - c.iv For planks, balustrades, barriers, gates etc the diameter of the supports (ie shape of cups) must be open, preferably flat.
 - c.v Ground poles (poles lying on the ground as a ground line) must NOT be used
 - c.vi Measuring the height of an obstacle, if cross bars are used the poles must be able to fall freely and two thirds of the face of the obstacle must measure at or below the height for the grade in question.

C.11.5. Specifications for Showjumping phase of Horse Trials & Combined Training.

The limits on the height and spread of obstacles laid down by these rules must be observed with the greatest care. However, if it should happen that a maximum dimension has been marginally exceeded as a result of the material used for construction and/or by the position of the obstacle on the ground, the maximum dimensions laid down will not be considered as having been exceeded, but the permitted tolerance is 5cm maximum in height and 10cm in width, where no other alternative exists.

Grade	Distance	No of efforts	Max. Height	Max Spread		Speed metres/min
				At base	At highest point	
PCV 110	Not more than 470m	9-12	1.10m	2.10m	1.40m	325
1	Not more than 470m	9-12	1.05m	1.80	1.30m	325
2	Not more than 470m	9-12	0.95m	1.50m	1.00m	325
3	Not more than 470m	9-12	0.80m	1.00m	0.80m	300
4	Not more than 470m	8-10	0.65m	0.80m	0.65m	275
5	Not more than 470m	8-10	0.50m	0.65m	0.50m	250
6	Not more than 470m	8-10	0.35m	0.35m	0.35m	200

C.11.6. GRADING GUIDELINES FOR GRADE 6

Test: Dressage 6A only

Rider must:

- Be a true beginner Rider.
- Be able to ride independently.
- Is on a small pony or true beginner's horse.
- Be graded by DC and grading noted on Card.

C.11.7. Practice fences must be flagged, red on right and white on left. Fences for each grade should be shown with the appropriate coloured marker for that grade, as per fences on Cross Country course. The obstacles for each grade may not exceed in height and width ten centimetres more than the actual maximum height of the obstacles in the competition in progress.

C.11.8. Penalties for Showjumping Phase of Horse Trials and Combined Training

Error/disobedience	Penalty
First disobedience	4 penalties
Second disobedience in the whole test	8 penalties
Third disobedience in the whole test	Elimination
Knocking down an obstacle	4 penalties
Disobedience plus knocking down an obstacle	4 or 8 penalties plus time correction of 4 secs
First fall of rider	Elimination
First fall of horse	Elimination
Error of course not rectified	Elimination
Omission of an obstacle or boundary flag	Elimination
Retaking an obstacle already jumped	Elimination
Jumping obstacle in wrong order	Elimination
For every second or commenced period of a second in excess of time allowed	1 penalty
Exceeding the time limit (which is twice the time allowed)	Elimination

C.12. JUDGING DIAGRAMS FOR CROSS COUNTRY

The following diagrams are non-exhaustive examples for reference. The wording of the respective rules will prevail.

Diagrams from Equestrian Australia.

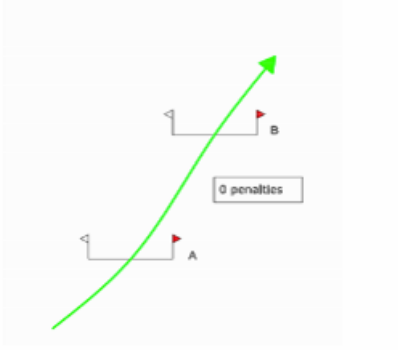
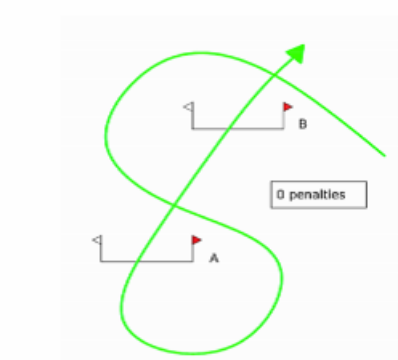
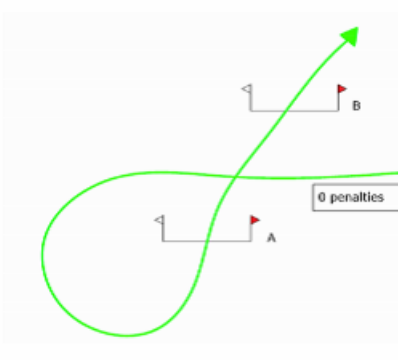
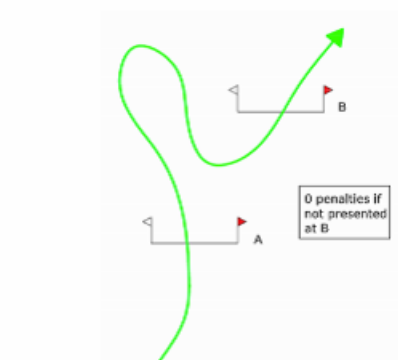
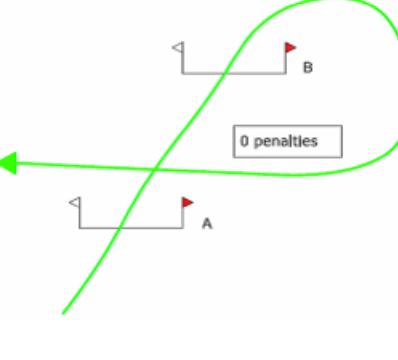
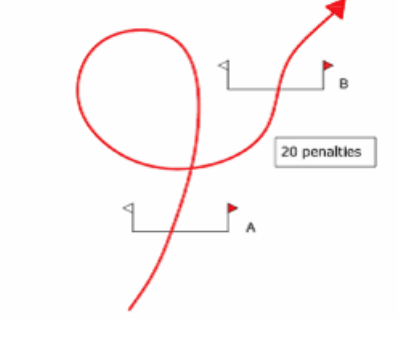
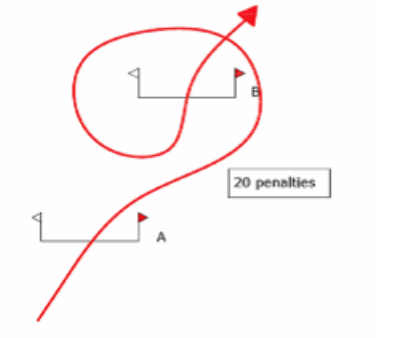
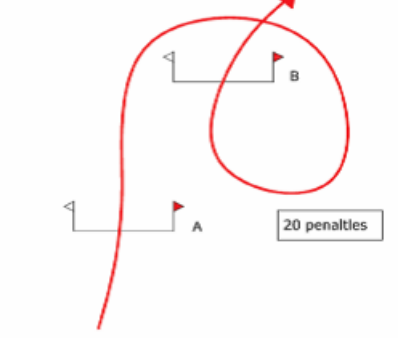
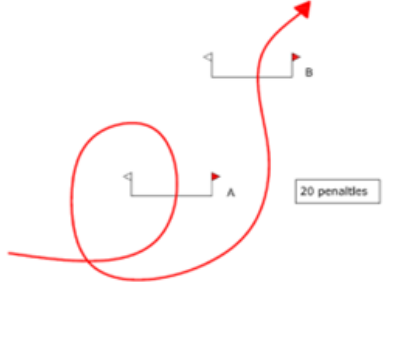
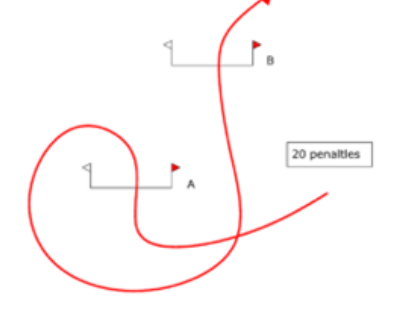
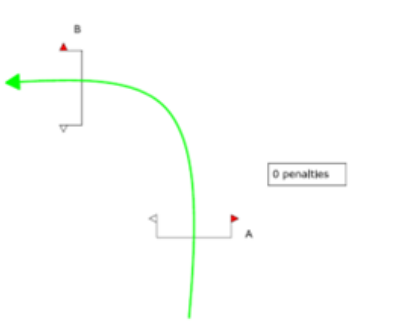
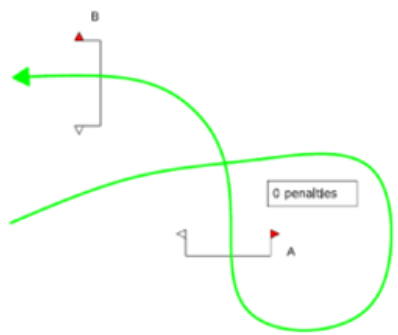
<p>Diagram nr 1</p> 	<p>Diagram nr 2</p> 	<p>Diagram nr 3</p> 
<p>Diagram nr 4</p> 	<p>Diagram nr 5</p> 	<p>Diagram nr 6</p> 
<p>Diagram nr 7</p> 	<p>Diagram nr 8</p> 	<p>Diagram nr 9</p> 
<p>Diagram nr 10</p> 	<p>Diagram nr 11</p> 	<p>Diagram nr 12</p> 

Diagram nr 13

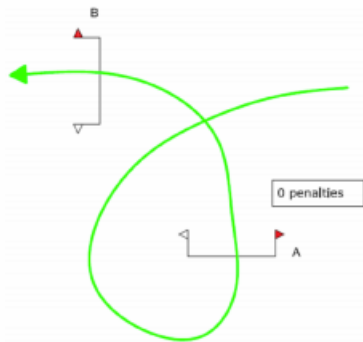


Diagram nr 14

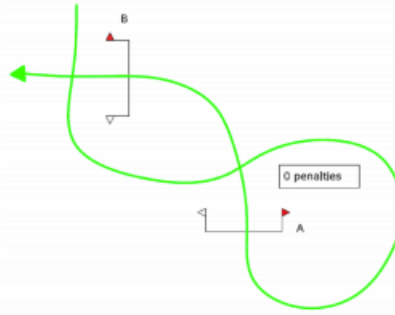


Diagram nr 15

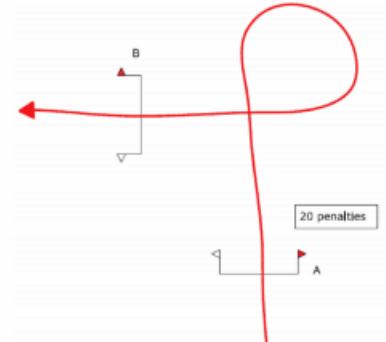


Diagram nr 16

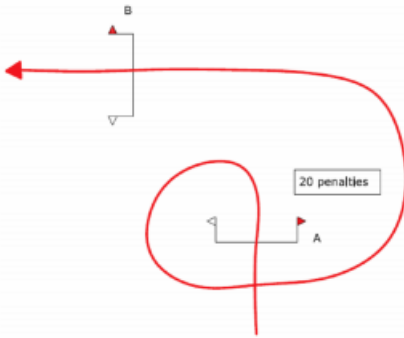


Diagram nr 17

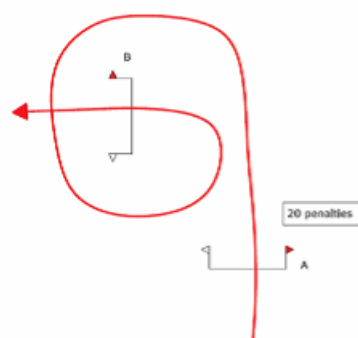


Diagram nr 18

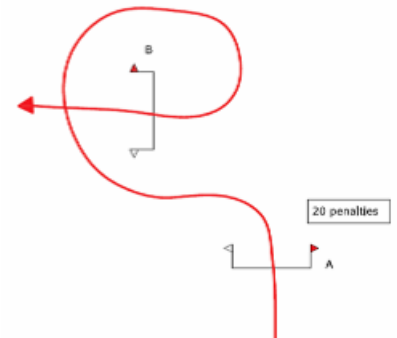


Diagram nr 19

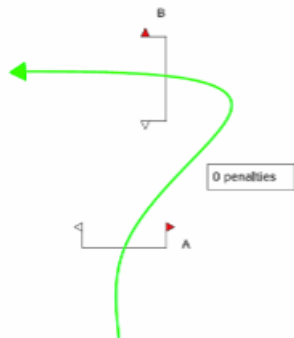


Diagram nr 20

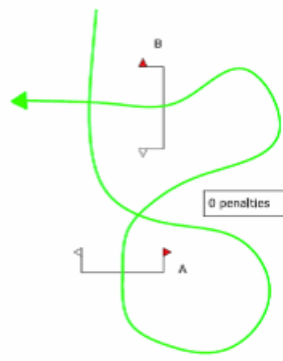


Diagram nr 21

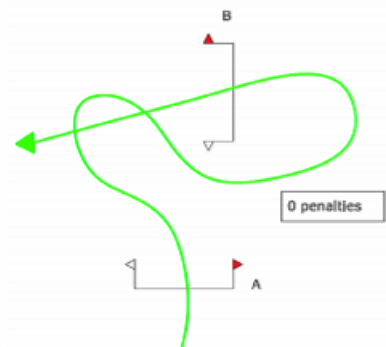


Diagram nr 22

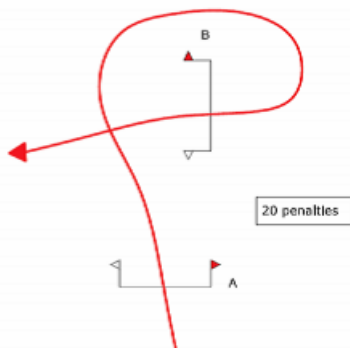


Diagram nr 23

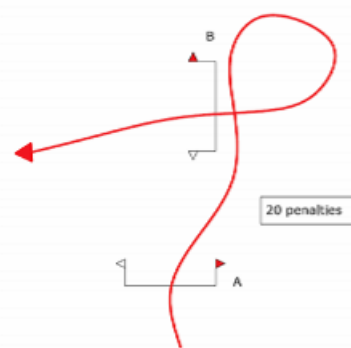


Diagram nr 24

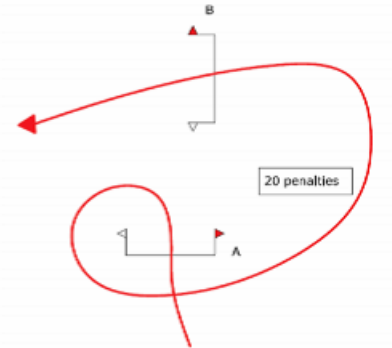


Diagram nr 25

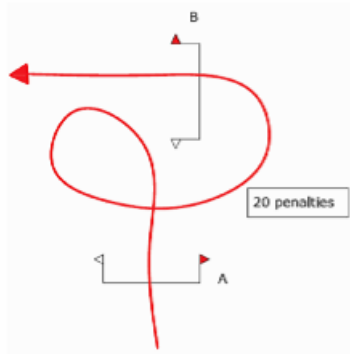


Diagram nr 27

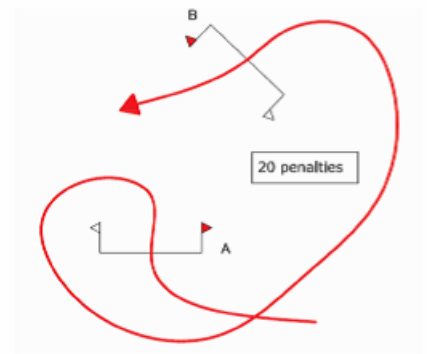


Diagram nr 29

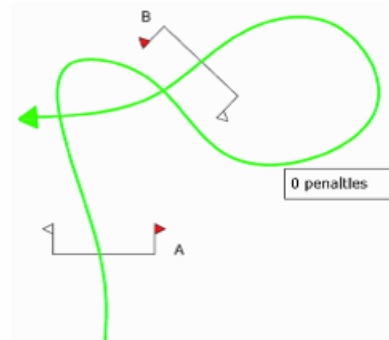


Diagram nr 30

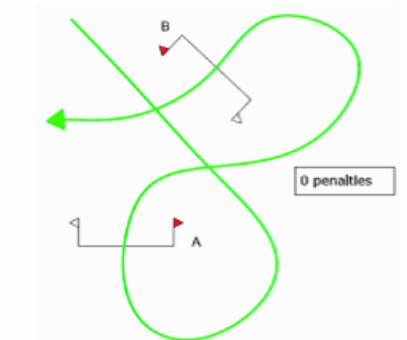
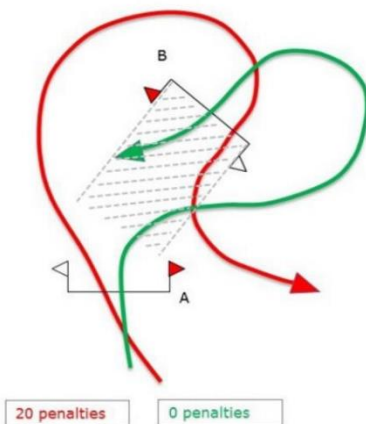


Diagram 26 & 28

At an obstacle composed of several elements (A, B, C, etc.) a Horse will be penalised if it passes around the back of any element or circles between elements.



Red route:

20 penalties because it passes around the back of element B (crosses the entire projection of the back of element B)

Green route:

Clear because it avoids passing around the back of element B (avoids to cross the entire projection of the back of element B)

SECTION D - HORSE TRIALS STATE CHAMPIONSHIPS RULES

D.1. HISTORICAL INFORMATION

In 1955 the first inter-branch competition was held by Mornington Peninsula Pony Club. The horse trials state championships was in the past conducted annually by one of the 10 zones in Pony Club Victoria, for qualified Grade 1 & Grade 2 and Grade 3 combinations of horse and rider. The championships shall be held on the weekend containing the first Sunday in May or as directed by State Council. In 1977, the state championships rotation began with North Eastern Zone conducting followed by the following Zones: Northern Metropolitan, Midland, West Gippsland, Wannon, Southern Metropolitan, Northern, Central, East Gippsland and Barwon. From 2016 State Championships will be conducted by a state sub-committee appointed by PCV as per By Laws 37.2.

- D.1.1. The Sub committee shall have the right to decide the sequence of the program on the weekend of the state championships.

D.2. TECHNICAL DELEGATE

- D.2.1. The PCV shall appoint a technical delegate from the panel of technical delegates, as early as possible in the 12 months preceding the championships. This official, in conjunction with the course builder, shall oversee the planning and building of the cross country courses from beginning to end, and shall be the final authority on all matters pertaining to the championships courses, venue, arenas and courses in the lead up and during the competition. The technical delegate is authorised to insist on alterations being made, if in their opinion, the courses, arenas and venue are not in all respects within the limits laid down in the horse trials rules, or are unsuitable for the competition.

The position description and duties of a Technical Delegate can be found on the PCV web site www.ponyclubvic.org.au

D.3. THE PONY CLUB HORSE TRIALS STATE CHAMPIONSHIPS

- D.3.1. It is a competition for individuals who are members of a pony club, which is affiliated with Pony Club Victoria. Refer to the PCV *Handbook of By Laws*
- D.3.2. Combinations of horse and rider must be qualified in Grade 1, Grade 2 or Grade 3 Horse Trials to be eligible to compete in the championships.
- D.3.3. Grade 1 competitors will ride a designated dressage test, cross country and showjumping courses – likewise for the Grade 2 & Grade 3 competitors. A rider may compete in any two grades of Grade 1, Grade 2 or Grade 3 horse trials on the same day – or alternatively on the day of the respective competitions.
The following rules are in addition to all those previously stated in this book.
- D.3.4. The competitions will be conducted on an individual basis. The organising committee will distribute riders from each zone as evenly as possible in the different dressage arenas to form sections for the event. [N.B. It is essential that entries from zones be evenly distributed over the dressage arenas to enable all awards to be achieved in a fair and equitable manner.]
- D.3.5. Club teams – teams will consist of 3-4 riders. Teams of three will be acceptable but they must include one rider from each Grade. An additional rider may be from either Grade 1, 2 or 3. The best three scores to count.

D.4. AWARDS FOR THE STATE CHAMPIONSHIPS

- D.4.1. Individual awards
 - a. First to sixth place in each section of the event.
- D.4.2. Club team awards
 - a. First to sixth place.

D.5. TROPHIES FOR THE STATE CHAMPIONSHIPS

- D.5.1. Individuals
 - a. Sash, medallion and rug/quarter sheet to the winner of each section. Sashes to riders placed second to sixth.
- D.5.2. Club teams
 - a. Sashes first to sixth place, with medallions to the winning team.

D.6. QUALIFYING & ENTRIES FOR THE STATE CHAMPIONSHIPS

- D.6.1. Any rider wishing to compete in the PCV Horse Trials State Championships must qualify according to these conditions:
 - a. Riders who have been in pony club for more than two years and are aged 14 years & over must have attained their “C” Certificate in order to compete at any state or national competition.
 - b. Qualifications must be gained during the twelve months preceding the championships. The previous year’s championships may not be used as a qualification.
 - c. Event and Cross Country jumping penalties must be noted on the rider’s membership card.
 - d. GRADE 1 riders must complete two Horse Trials, **one of which must be a PCV Accredited Grade 1 event in the pony club section. An EA CCN1*-S or a PCV Accredited Open Grade 1 event may be used as one qualification.** 1 or 2 events successfully completed at PCV 110 level will also be accepted as a qualification.
 - One qualification must have been gained in the calendar year of the championships.
 - One qualification with no more than 20 jumping penalties in the cross country phase & one with zero jumping penalties in the cross country phase.
 - e. GRADE 2 riders must complete three Horse Trials, two of which must be in **a Pony Club section of a PCV Accredited Grade 2 Event.**
 - An **EVA95 or a PCV Accredited Open Grade 2** event may be used as **one** qualification. Two qualifications must have been gained in the calendar year of the championships.
 - **One qualification** must have been gained in the calendar year of the championships.
 - Two qualifications with no more than 20 jumping penalties in the cross country phase & one qualification with zero jumping penalties in the cross country phase.
 - f. **D.6.1.f. GRADE 3 riders must complete three Horse Trials, two of which must be in a Pony Club section of a PCV Accredited Grade 3 Event.**

- An EvA80 or a PCV Accredited Open Grade 3 event may be used as one qualification.
- One qualification must have been gained in the calendar year of the championships.
- Two qualifications with no more than 20 jumping penalties in the cross country phase & one qualification with zero jumping penalties in the cross country phase.

- D.6.2. At the closing date for entries for the championships, ALL combinations of horse and rider must be qualified as per the rules, for the grade in which they wish to enter.
- D.6.3. Entrants must fulfil requirements as per the PCV *Handbook of By Laws*.
- D.6.4. All entries for the state championships shall be submitted on the official entry form, which must be signed by the club district commissioner. The completed and signed entry form, together with membership cards for each entrant must then be submitted to the Zone Representative, who shall verify the eligibility of the entrants, and sign the entry forms. Membership cards are not required for inspection at state championships.
- D.6.5. Entries shall close not later than 14 days before the date of the state championships.

D.7. SUBSTITUTION

- D.7.1. In the event of illness or injury after entries have closed, another eligible combination of horse and rider may be substituted. In such a case the club District Commissioner and the Zone Representative must provide signed evidence of the inability of the combination to compete. Any substitute combination must receive the same endorsement as the original entry.

D.8. JUDGES

- D.8.1. Dressage judges
- a. Dressage judges are to be EA Accredited and nominated by the organisers; approved by the coaching director, and endorsed by the PCV Council before being asked to officiate.
 - b. Nominations should be forwarded to the State Coaching Director prior to the November state council meeting.
- D.8.2. Cross country
- a. Jump judges to be appointed by the organisers.
- D.8.3. Showjumping
- a. The organisers appoint a Judge who must be EA Accredited.
- D.8.4. Chief Judges
- a. The organisers appoint a chief judge for the dressage and cross country phases, with the showjumping judge an automatic appointment. The chief judge of each phase is to be approved by the PCV council. The names of the individuals appointed to the position of chief judge must be forwarded to the PCV state council for approval at the February state council meeting preceding the state horse trials.

D.9. THE COMPETITION

D.9.1. Dressage

- a. Dressage tests will be selected each year for the horse trials state championships, by the State Coaching Director and endorsed by PCV council at the February state council meeting preceding the state horse trials. These tests will be circulated to association clubs. The number of dressage arenas required shall be at the discretion of the organising committee, after the close of entries. Each dressage arena at the championships shall have one judge.

D.9.2. Cross country

- a. The course shall be constructed within the limits specified for Grades 1, 2 & 3. (See rule C.10.3.) Competitors who are eliminated or retiring from the cross country, must leave the course at the walk, without jumping any other obstacle **and also report to Vet Check.**

D.9.3. Showjumping

- a. The course shall be constructed within the limits specified for Grades 1, 2 & 3. (See rule C.11.5.)

D.10. INSPECTION OF THE COURSES

D.10.1. By the PCV Executive

- a. The PCV Executive must satisfy themselves that the State appointed Technical Delegate has performed his/her duties and that the Event venue, arenas and courses meet the criteria outlined in PCV Rules for Horse Trials.
- b. The dressage arenas and cross country courses must be ready at 12.00noon on the day preceding the first day of the championships, for the final inspection and approval by the State appointed Technical Delegate.
- c. The showjumping courses must be ready at 4.00 p.m. on the day preceding the showjumping phases of the championships for inspection and approval by the State appointed Technical Delegate. The Technical Delegate is authorised to insist on alterations being made if, in their opinion, these courses are not in all respects, within the limits laid down in these rules, or are unsuitable for the competition.

D.10.2. By the competitors

- a. Competitors may inspect the courses only on foot – after 2.00 p.m. for the cross country, and after 5.00 p.m. on the day preceding the show jumping phase.

D.11. MODIFICATION OF THE COURSE

- D.11.1. In the event of modification of the course at the state championships, the State appointed Technical Delegate after consultation with the chief judge and Course Designer, is authorised to reduce the severity of, or to by-pass such obstacles as are considered unfair or dangerous.

D.12. ORDER OF STARTING

- D.12.1. The order of starting will be drawn after the closing date for entries. Competitors with more than one horse to ride, and those with long distances to travel, may be seeded – at the discretion of the organisers.

- D.12.2. The order of starting will be adhered to throughout the competition – unless the organising committee decides to the contrary. Competitors must, under penalty of elimination, be prepared to start at the times listed on the time table – or as may be amended by the organising committee.
- D.12.3. There shall be a minimum of two minutes between the starting times for each competitor in the Grade 1 cross country phase. Grade 2 and Grade 3 competitors shall have a minimum of one minute between the starting times for each competitor in the cross country phase. The starting interval for Grade 1 may be amended to less than two minutes between the starting times for each competitor in the cross country phase, only with the permission of the PCV executive, when riding at state championships.
- D.12.4. False start – If a competitor starts early, his time will be recorded from the moment he crossed the start line, and five seconds will be added as a penalty.

D.13. VETERINARY INSPECTION

- D.13.1. A qualified veterinary surgeon must be present during the cross country and showjumping phases of the horse trials state championships, and must be on call for the duration of the event.

D.14. JURY OF APPEAL

- D.14.1. The jury of appeal shall consist of the PCV president, the three chief judges of the grade concerned, and the PCV appointed technical delegate for the event. If any of these officials should have a conflict of interest in any protest, they must absolve themselves from the jury.
- D.14.2. The names of the jury of appeal shall be nominated on the program and the name of the chairman shall also be nominated on the program. In the case of equality of votes the chairman shall exercise his casting vote. An individual shall be appointed to attend for the purpose of recording proceedings if required, but shall not have voting rights.

D.15. DESTRUCTION OF SEVERELY INJURED HORSE

- D.15.1. If a horse is so severely injured that on humanitarian grounds it ought to be destroyed, the following procedure will apply:
 - a. If the owner or his authorised representative is present, his agreement will first be obtained by the official veterinary surgeon.
 - b. If the owner or his authorised representative is not available, the state president, or his nominated representative acting on the advice of the official veterinary surgeon, may order the destruction of the horse.
 - c. Before taking this action, the state president or his nominated representative must satisfy himself that every effort has been made to contact the owner.

D.16. QUERIES AND PROTESTS

- D.16.1. Only the District Commissioner of a member's club or their appointed deputy may lodge protests or queries at the state championships.
- D.16.2. The Club District Commissioner or their appointed deputy, who may be the Zone Representative, must be nominated on the official entry form.
- D.16.3. All queries and protests must follow the procedures specified in PCV Handbook of By Laws.

SECTION E - COMBINED TEST COMPETITIONS

These rules will allow clubs, currently unable to run Horse Trials competitions due to venue constraints, to run variations of the competition based around the three phases of Horse Trials

E.1. COMBINED TEST COMPETITIONS

E.1.1. General Conditions

- a. Comprise two of the three tests of a horse trial and take place on one day.
- b. All of the competitions described below will be run under the following rules unless stipulated otherwise.
- c. Combined Training grading will be used for Combined Training competitions.
 - c.i No assistance may be given, riders MAY NOT be led in any phase.
- d. Horse Trials Grading will be used for Combined Short Course, Supercross and Derby competitions.
- e. The dressage and jumping tests must be taken in that order. Competitors must be allowed 30 minutes between the finish of one phase and the start of subsequent phases.
- f. The same horse and rider must complete both tests. Elimination from one test entails elimination from the whole competition.
- g. The heights for the jumping phases will be as per the horse trials graded heights of either showjumping or cross country as stipulated in Horse Trials Rules.
- h. See Section C – General Rules for Competitors for general compliance rules.

E.1.2. Scoring

- a. The total score is reached by adding together penalty marks incurred in each test. The winner is the competitor with the lowest total penalty marks. In the case of equality of marks, refer to the PCV Handbook of By Laws.
- b. Jumping penalties are allocated as specified for each competition.

E.1.3. Judges

- a. There must be a dressage judge and jumping judge(s) as appropriate.

E.1.4. Grading

- a. Pony Club Victoria uses a grading system based on the ability of horse and rider as a combination. Combinations are graded according to their competence and safety in dressage and showjumping for Combined Training. If the combined test has a cross country phase then horse trials grades are applicable.
- b. Refer to PCV Handbook of By Laws and PCV Grading Guidelines for specific information on grading.
- c. Un-graded combinations may not ride Hors Concours, refer to PCV Handbook of By Laws. The conduct of pre Grade 5 training (ungraded) classes cannot be run as a combined test competition. Ungraded training may only be run at formal supervised training sessions/schools/clinics.

- E.1.5. Dressage
 - a. Refer to PCV Dressage Rules.
- E.1.6. Jumping
 - a. The jumping test consists of one round of the course either showjumping or combined course, judged under FEI Rules, Table A, except where modified herein. There is no jump-off.
- E.1.7. Course
 - a. The course length shall not exceed those specified in the table E7, with the obstacles so placed that the average horse, going smoothly, should meet them in his stride.
 - b. Red and white boundary flags mark the start and finish but need not be used to mark the extremities of the showjumping obstacles, however, they must be used for any cross country obstacles.
 - c. A plan of the course, showing the time allowed, must be posted up not less than one hour before the jumping commences. The course will be available for inspection at least half an hour before the start of the test.
- E.1.8. Obstacles and Speed
 - a. The number of obstacles and speed as defined under each competition being conducted.
 - b. The height and spread of obstacles will not exceed the limits shown for each grade – as in table E.7, C.10.3, or C.11.5 as applicable.
- E.1.9. Penalties
 - a. Refer to penalties specified for the competition being run.

E.2. COMBINED TRAINING

- E.2.1. Comprises a Dressage test and Showjumping round which must be taken in that order.
- E.2.2. Grading as per Combined Training
 - a. No assistance may be given, riders MAY NOT be led in any phase.
- E.2.3. NB - If a dressage **Jackpot** competition is offered **in conjunction with a CT Competition, only the Pure Dressage test may be called. The CT test scores may be used for both CT and the Jackpot.**
- E.2.4. Penalties and Specifications as for Dressage and Showjumping for Horse Trials Rules. Refer C.9 and C.11.
- E.2.5. **Clubs running Horse Trials and Combined Training at the same competition should include in Conditions of Entry that only PC riders who are graded the same grade for HT & CT may enter both competitions. Open riders entering in HT and CT may only do so in the same grade. i.e. Horse Trials scores will be used for Combined Training results.**

E.3. COMBINED SHORT COURSE

- E.3.1. This comprises a dressage test and a combined jumping course.
- E.3.2. A combined jumping course comprises both Cross Country and Showjumping fences.

The course must be at least 750m in length and not more than 1900m and feature at least 50% of the efforts over natural obstacles.

- E.3.3. The heights and dimensions for the combined jumping course will be as per E7 Specifications for Obstacles.
- E.3.4. Grading as per Horse Trials. No rider under 8 years may ride in any Short course that comprises of solid cross country fences.
- E.3.5. Jumping penalties as per table E6.

E.4. SUPER CROSS

E.4.1. General Conditions

- a. Comprises Cross country and Showjumping with no Dressage phase.
- b. Except for these rules, all other Horse Trials Rules apply including Grading, and Penalties as for Cross Country (C.10) and Showjumping (C.11) for Horse Trials. No rider under 8 years may ride in any course that comprises of solid cross country fences.

E.4.2. Cross-country

- a. Each grade has four times that are of importance:
 - a.i **Allowed Time:** - as per horse trials, determined by the distance of the course and the metres per minute for the grade as defined in the Horse Trials Rules.
 - a.ii **Target Time Band (TTB):** - Is between the allowed time and less 30 seconds
 - a.iii **Minimum Time:** - Is two minutes faster than the usual allowed time.
 - a.iv **Maximum Time:** - Is twice the usual allowed time.
- b. The rider's objective is to: -
 - b.i Arrive across the finish line as close to the allowed time as possible, and
 - b.ii Within the TTB; and
 - b.iii Clear of penalties.
- c. One penalty point for every three seconds or part thereof outside of the TTB will be added to the rider's score – refer Table E.4.6. However: -
 - c.i A rider finishing below the minimum time or above the maximum time will be eliminated.
 - c.ii At five hundred metres from the finish line, a flag will be placed on the course for each grade, with a sign indicating it as the final "500 m".
 - Within the final 500 metres, a rider who winds down time with unnecessary circling, walking, stopping or engaging in other obvious time wasting tactics, will be penalised 25 points. Legitimate corrections of time such as reducing speed to a trot whilst moving forward, will not be penalised.
 - c.iii A rider who is considered to be riding out-of-control or in a perilous manner, by an on-course steward, especially with a view to catching up time, will be deemed to be riding dangerously. A penalty of 25 points will apply in accordance with the existing Dangerous Riding rule found in the Horse Trials rules book.

- d. Watches/timing devices NOT PERMITTED to be worn in XC phase for HT and Supercross Grade 4 , 5 & 6.
- e. An example of cross country time system.

Grade	Course Distance	Prescribed MPM	Min Time	Target Time Band TTB		Max Time
				From	To (Allowed Time)	
3	1680	300	3'36"	5'6"	5'36"	11'12"

E.4.3. Showjumping

- a. Showjumping round will be conducted in accordance with usual grading conditions, and penalties as per Showjumping for Horse Trials C.11 and E.4.6.

E.4.4. Final Placing

- a. The cross-country and showjumping results are accumulated as per usual Horse Trials Rules.
- b. Lowest score wins.
 - b.i In the event of an equal placing, the count back system will apply.

E.4.5. Count Back System

- a. If the final scores after both cross-country and showjumping have an equal total, the final placings will be determined on a count back in order of preference as follows:
 - a.i Cross-country clear rounds - Closest to the Allowed Time without time penalty
 - a.ii Cross-country with faults - The rider with the least faults and/or without two faults at a fence
 - a.iii Cross-country with equal faults but under allowed time - Closest to allowed time.
 - a.iv Show jumping - Clear round and no time penalties or least time penalties
- b. After the count-back, if scores still remain tied, the equal placing will remain.

E.4.6. Time Penalties:

Showjumping For each sec or part thereof over the Allowed Time	1 Penalty
Cross Country For every 3 secs or part thereof over the Allowed Time	1 Penalty
Cross Country For every 3 secs or part thereof under the Target Time Band	1 Penalty

The official Time Keeper's recorded time is the only time that will be considered.

E.5. DERBY

- E.5.1. Grading as per Horse Trials. No rider under 8 years may ride in any Short course that comprises of solid cross country fences.
- E.5.2. There is no Dressage Phase.
- E.5.3. A Derby is a Combined Jumping Course and comprises both Cross Country and Showjumping fences.
- E.5.4. A Derby competition takes place over a distance of at least 750m and not more than 1900m over a course which comprises at least 50% of the efforts over natural obstacles. It is run over one round only.
- E.5.5. The heights and dimensions for the combined jumping course as stipulated in table E7
- E.5.6. It is judged under Horse Trials Cross Country Rules with penalties as per table E6

E.6. TABLE OF PENALTIES FOR COMBINED SHORT COURSE & DERBY COMPETITIONS

Fault	Penalty
Knocking down an obstacle	4 penalties
First refusal, run out or circle at obstacle	20 penalties
Second refusal, run out or circle at same obstacle	40 penalties
Third Refusal, run out or circle at same obstacle	Elimination
First fall of horse on course	Elimination
First fall of rider on course	Elimination
Error of Course not rectified	Elimination
Omission of obstacle or compulsory flag	Elimination
Re-taking an obstacle already jumped unless retaking part of a combination	Elimination
Jumping an obstacle in the wrong order	Elimination
Jumping an obstacle in the wrong direction	Elimination
Forbidden assistance	Elimination
Fourth refusal, run out or circle on course	Elimination
For every commenced period of 3 seconds in excess of the time allowed	1 penalty
Exceeding the time limit (twice the time allowed)	Elimination

E.7. SPECIFICATION OF OBSTACLES – SHORT COURSE & DERBY

COMBINED JUMPING COURSE	Grade 6	Grade 5	Grade 4	Grade 3	Grade 2	Grade 1
Obstacle Maximum Height						
Solid obstacles or knockdown type & solid part of brush/bullfinch - Fixed	0.35	0.50m	0.65m	0.80m	0.95m	1.05m
Brush fence *See note below.	Nil	Nil	0.80	0.95	1.15	1.25m
Spread with Height						
- at highest point/Top Spread	0.35	0.50m	0.65m	0.80m	1.00m	1.20m
Base spread	0.35	0.65m	0.80m	1.20m	1.50m	1.80m
Spread without height	Nil	0.65m	0.95m	1.40m	2.00m	2.40m
Drop - Maximum	Nil	0.50m	0.70m	1.00m	1.20m	1.40m
Water depth- entry to exit	Nil	Nil	0.30m	0.30m	0.30m	0.30m
Height of obstacle or bank into water	Nil	Nil	Nil	0.50m	0.65m	0.80m
Minimum width of water crossing (See Rule C.10.6.c.)	Nil	Nil	6.00m	6.00m	6.00m	6.00m
Speed	200mpm	250mpm	275mpm	300mpm	350mpm	350mpm
Distance	750-1200m	750-1900m	750-1900m	750-1900m	750-1900m	750-1900m
Number of efforts	Max 10, incl 1 AB, no bounces	12-15	14-19	14-21	16-21	18-23
Number of obstacles	8-10	10-15	10-15	10-15	10-15	10-15
<p>Brush fences must be regularly maintained and allow horses to pass readily through the brush and not present a 'solid' element to the fence.</p> <p>The material used must be such that the risk of injury to horses is as small as possible. Thick stems and sharp ends after trimming/cutting must be avoided.</p> <p>It is recommended that the back of the brush box be 5cms lower than the front.</p>						

E.8. COMBINATION OBSTACLES

- E.8.1. If after a refusal at the second or subsequent parts of a combination it would be unreasonably difficult to retake the obstacle without re-taking one or more of the earlier jumps this will not be penalised as an error of course or by elimination.

SECTION F - INDEX

A

ABUSE OF HORSES, 12
ACCESS TO THE COURSE, 18
APPOINTMENT OF JUDGES & OFFICIALS, 6
AWARDS FOR THE STATE CHAMPIONSHIPS, 34

C

CLOSURE OF CROSS COUNTRY COURSE, 18
COLOURED INDICATORS, 17
COMBINED TEST COMPETITIONS, 38
COMPETITOR IN DIFFICULTY AT AN OBSTACLE, 22
CONDUCT, 12
CONSTRUCTION, 15
COURSE, 5, 6, 7, 8, 12, 13, 14, 15, 16, 17, 18, 19, 22, 23, 24, 25, 26, 29, 36, 39
COURSE ACCREDITATION, 5
COURSE ACCREDITOR, 5, 6
CROSS COUNTRY, 4
CROSS COUNTRY, 6, 11, 13, 15, 35, 36, 40, 41

D

DANGEROUS RIDING, 19
DEFINITION OF OBSTACLES, 15
DEFINITIONS OF FAULTS, 20
DERBY, 38, 42
DESTRUCTION OF SEVERELY INJURED HORSE, 9, 23, 37
DISCLAIMER OF LIABILITY, 8
DISQUALIFICATIONS, 11, 24
DISTANCE OF COURSES, 13
DRESS, 12
DRESSAGE, 4, 6, 10, 11, 13, 35, 36, 39, 40, 42
DROP JUMPS, 16

E

ELIGIBILITY, 12
ELIMINATION, 4, 7, 8, 12, 16, 17, 22, 23, 25, 37
ELIMINATION AND RETIRING, 24
ENTRIES, 5, 34
ERROR OF COURSE, 22

F

FALL, 10, 11, 15, 19, 20, 21, 24, 29, 42
FAULTS, 18, 19, 20, 22, 25, 41
FORBIDDEN ASSISTANCE, 23

G

GEAR INSPECTION, 7, 12
GRADING, 4

I

INSPECTION OF THE COURSES, 36
INSURANCE, 8

J

JUDGES, 6, 35
JUMP JUDGES, 6, 35
JURY OF APPEAL, 4, 7, 10, 19, 23, 24, 37

M

MARKING THE COURSE, 17
MEDICAL, 7
MEDICATION CONTROL, 13
METHOD OF STARTING, 24
MODIFICATION OF THE COURSE, 22, 36

N

NATURE OF OBSTACLES, 15

O

OBSTACLES, 15, 16, 17, 18, 22, 43
ORDER OF STARTING, 8, 36
ORDERS, 8
OVERTAKING ON THE CROSS COUNTRY COURSE, 23

P

PENALTIES, 10, 19, 29, 39
PLAN OF THE COURSE, 18

POSITION OF MARKERS, 17
PRIZE GIVING, 9
PROGRAMMES, 7
PROTESTS, 8, 37

Q

QUALIFICATION, 9, 34

R

RECORDING QUALIFICATIONS FOR STATE
CHAMPIONSHIPS, 9
REFUSAL, 16, 18, 19, 20, 21, 42, 43
RESERVATION OF RIGHT, 8
RESULTS, 9
RIDING IN ARENAS, 12

S

SADDLERY & EQUIPMENT, 12
SCHEDULES, 5
SCORERS AND SCORING, 8
SCORING, 8, 25
SHORT COURSE, 39
SHOWJUMPING, 4, 5, 6, 7, 10, 11, 12, 24, 25, 26,
33, 35, 36, 37, 38, 39, 40, 41, 42
**SPECIFICATIONS FOR SHOWJUMPING – IN
HORSE TRIALS, 28**
STATE CHAMPIONSHIPS, 33, 34

SUBSTITUTION, 35
SUPER CROSS, 40
SUPERCROSS, 38

T

TECHNICAL ADVISER, 33
TIME FOR COURSES, 13
TIMEKEEPING, 25

U

UNIFORM, 12

V

VEHICLES, 8
VETERINARY, 7, 9, 11, 18, 23, 24, 25, 37
VETERINARY INSPECTION, 37

W

WATER JUMPS, 16

Z

ZONE REPRESENTATIVE, 5, 6, 7, 22, 23, 35, 37